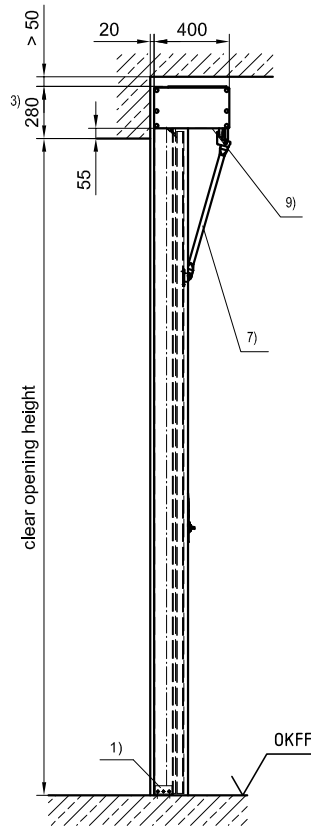
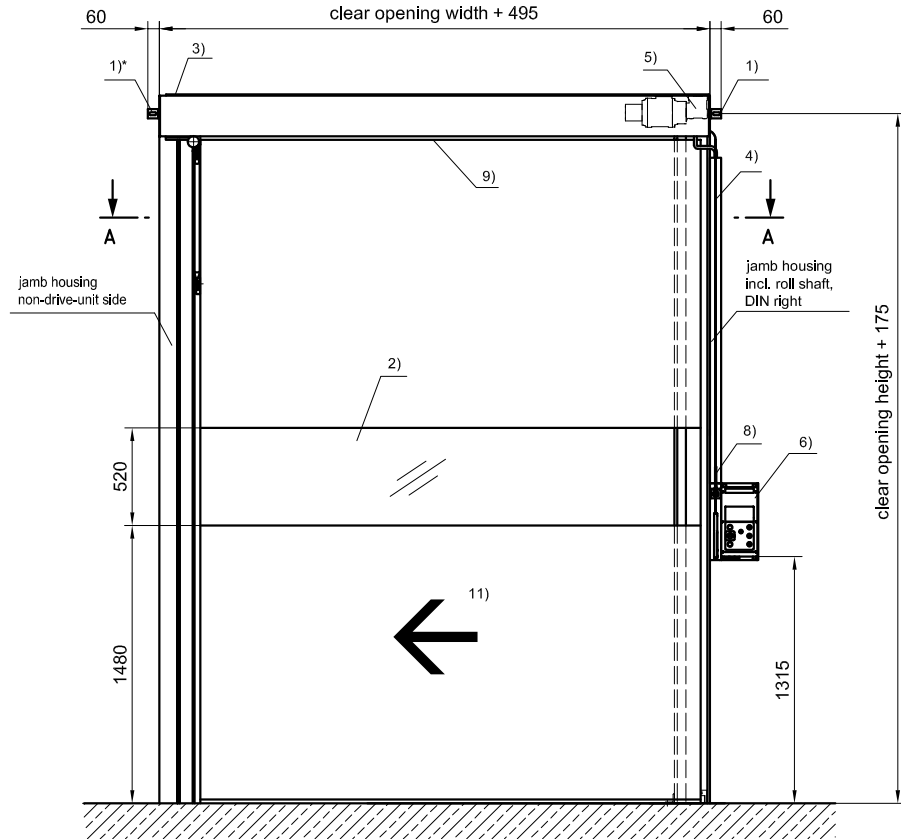
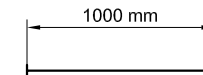
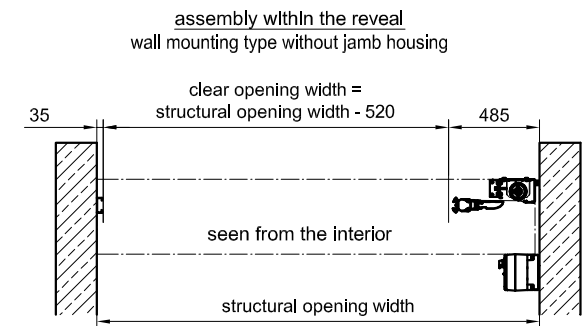
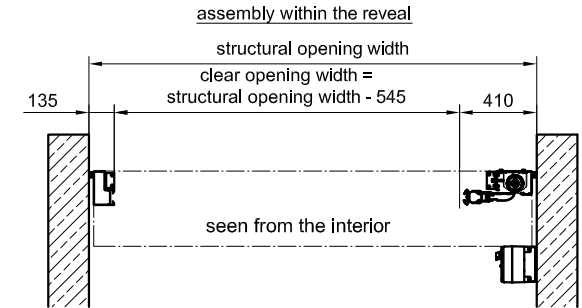
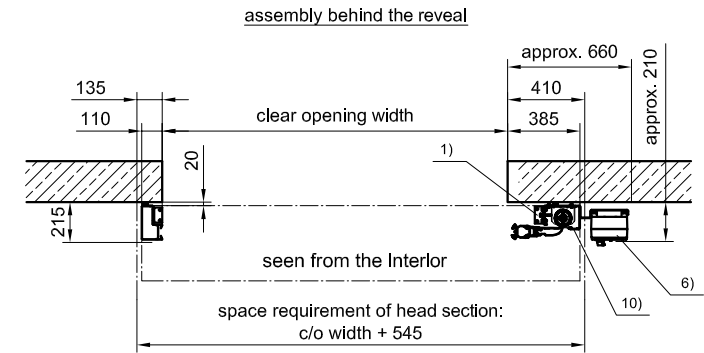


view from inside  
single skinned - DIN left



section A - A



- 1) fixing bracket  
\* does not apply for wall mounting
- 2) vision element
- 3) top cover
- 4) cable duct
- 5) drive unit
- 6) Standard control panel 370 x 194 x 155 - assembly on drive-unit side. As an alternative wall mounting is possible.
- 7) right stay bar: option: anti-crush protection with an unlatch mechanism for c/o height >2800  
for c/o height ≤ 2800: right stay bar = horizontal position
- 8) emergency operation typically on drive-unit side
- 9) bottom cover incl. cable guide
- 10) cover for jamb housing is option
- 11) DIN left = closing from right to left  
seen from the interior (ref. to DIN 107)

- door only available in single-skinned mode
- Option: DIN right = closes to the right (mirror image)
- concerning colour and type of surface, please refer to the technical data sheet of the NOVOSPRINT Mono GA

<b>NOVOSPRINT Mono GA</b>	Feb. 2017	<b>BUTZBACH</b>
Ground closure	CAD: 1.05/0505	
NOVOSPRINT_Mono_GA_BA_en	Schutzvermerk ISO 16016	www.butzbach.com Tel. +49-8337-901-0