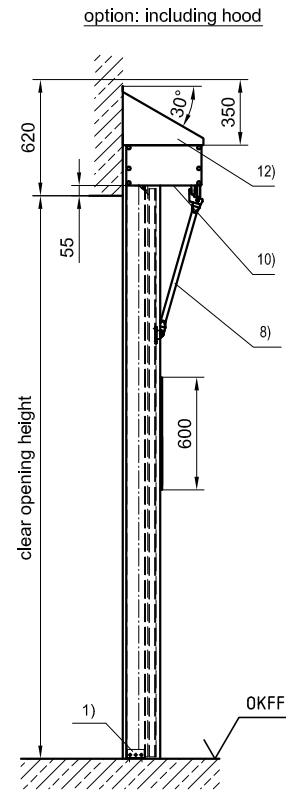
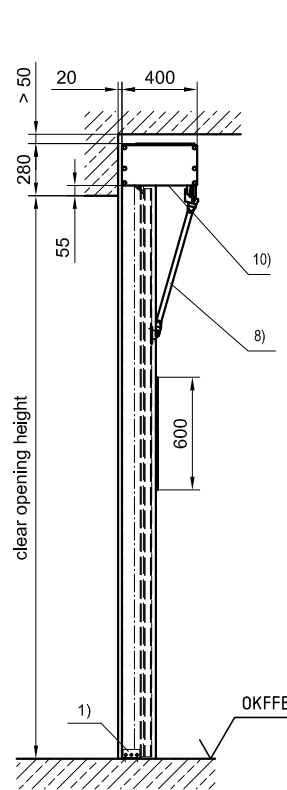
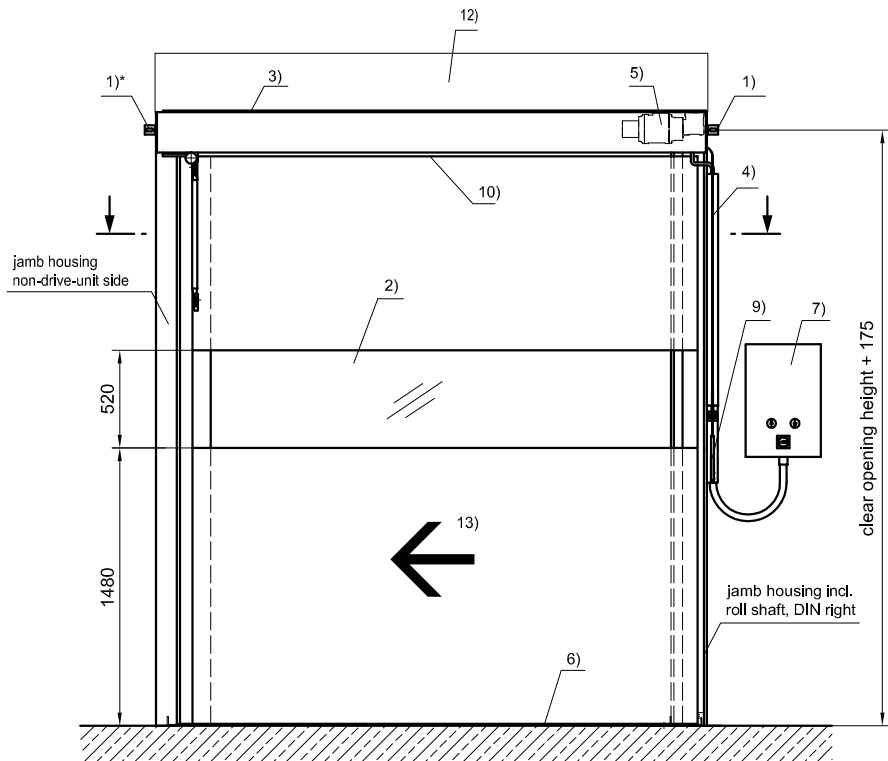


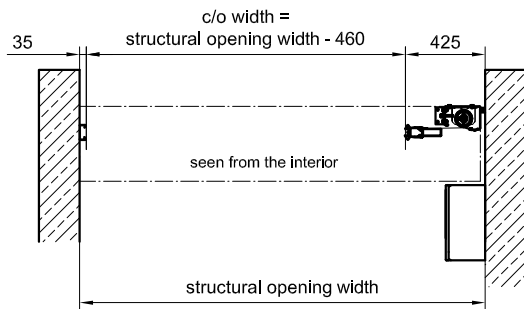
view from inside
single skinned - DIN left



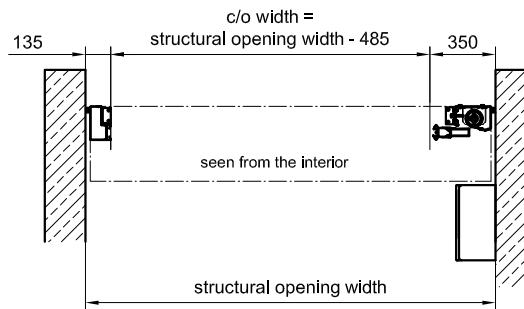
- 1) fixing bracket
* does not apply for wall mounting
- 2) vision element
- 3) top cover
- 4) cable duct
- 5) drive unit
- 6) functional gap
- 7) control panel fixed to the wall:
right side (standard), left side (option)
- 8) rigid stay bar: option: anti-crush protection with an
unlatch mechanism for c/o height > 2800
for c/o height ≤ 2800: right stay bar = horizontal position
- 9) emergency operation typically on drive-unit side
currentless operation: No emergency operation
- 10) bottom cover incl. cable guide
- 11) cover for jamb housing is optional
- 12) hood optional
- 13) DIN left = closing from right to left
seen from the interior (ref. to DIN 107)

- Option: DIN right = closes to the right (mirror image)
- concerning colour and type of surface, please refer to the
technical data sheet of the NOVOSPRINT Mono GA Hygiene

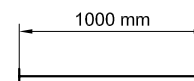
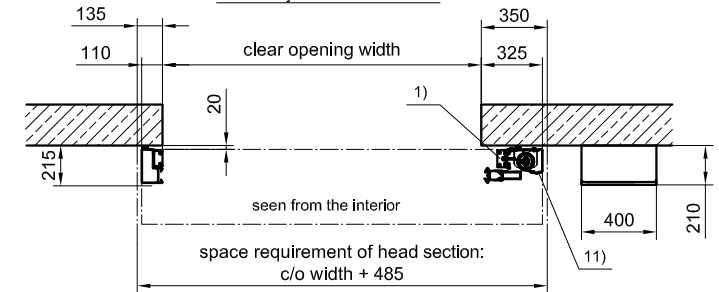
assembly within the reveal
wall mounting type without jamb housing



assembly within the reveal



assembly behind the reveal



subject to technical alterations!

Novosprint Mono GA Hygiene	Feb. 2017	BUTZBACH
	CAD: 1.05/0495	
NOVOSPRINT_Mono_GA_HY_en	Schutzvermerk ISO 16016	Tel. +49-8337-901-0